

# SITUATION REPORT

Nigeria Centre For Disease Control and Prevention (NCDC)

NCDC.GOV.NG

PLOT 800 EBITU UKIWE STREET, JABI ABUJA, NIGERIA TOLL FREE CALL: 6232 E:info@ncdc.gov.ng

@NCDCgov   

<b>TITLE:</b>	<b>UPDATE ON MPOX (MPX) IN NIGERIA</b>
<b>SERIAL NUMBER:</b>	<b>5</b>
<b>EPI-WEEK:</b>	<b>17-20</b>
<b>DATE:</b>	<b>May 19, 2024</b>

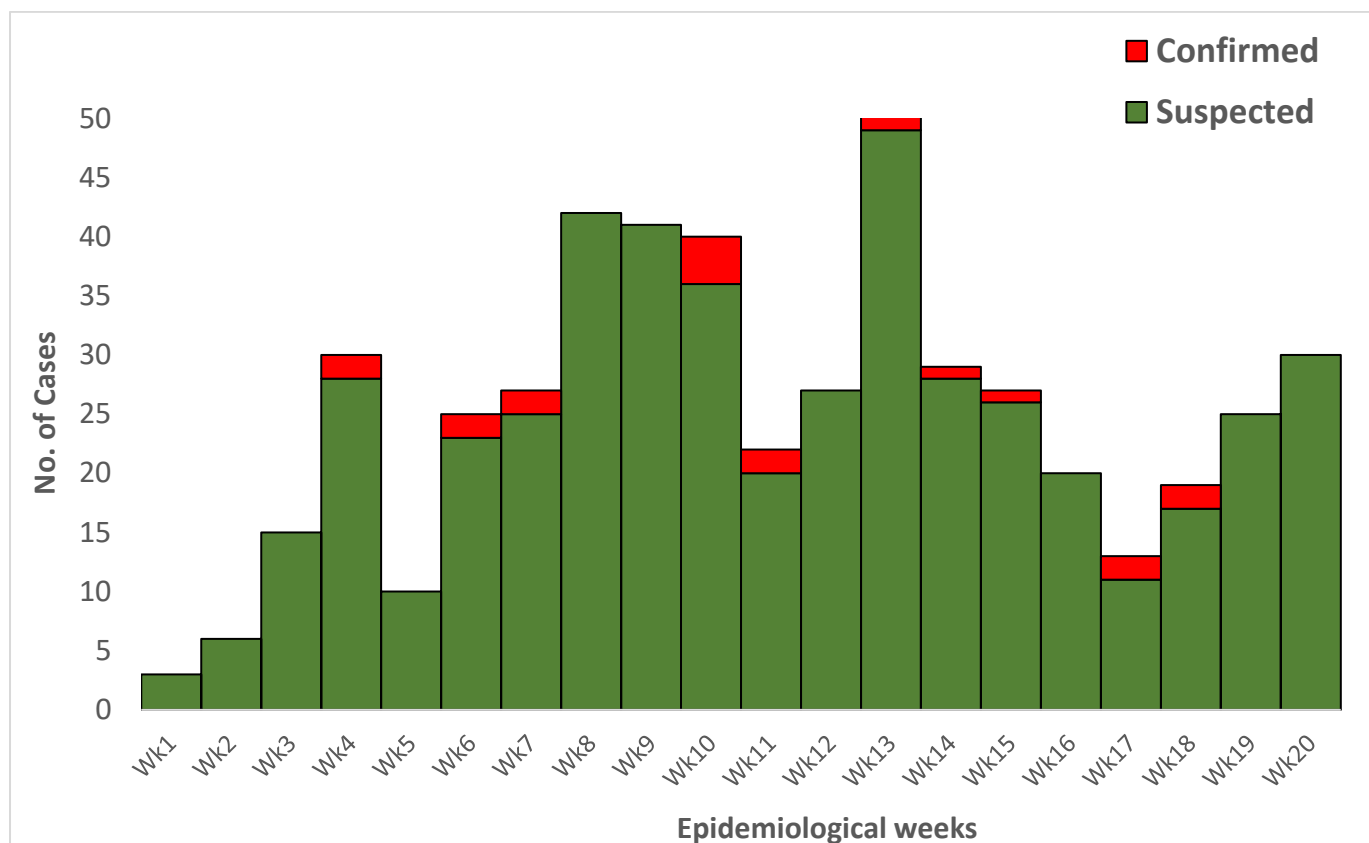
**Table 1 – Key Indicators**

Reporting Year	Reporting week	Suspected cases	Confirmed cases	Deaths (Confirmed cases)	Case Fatality Ratio (CFR)	States Affected (Confirmed cases)	LGAs Affected (Confirmed cases)
<b>2024 Current</b>	<b>Week 17-20</b>	<b>98</b>	<b>4</b>	<b>0</b>	<b>0.0</b>	<b>3</b>	<b>3</b>
2024 Cumulative	Week 1-20	506	24	0	0.0	12	19
2023 Cumulative	Week 52	1182	98	2	2.0	25 +FCT	65

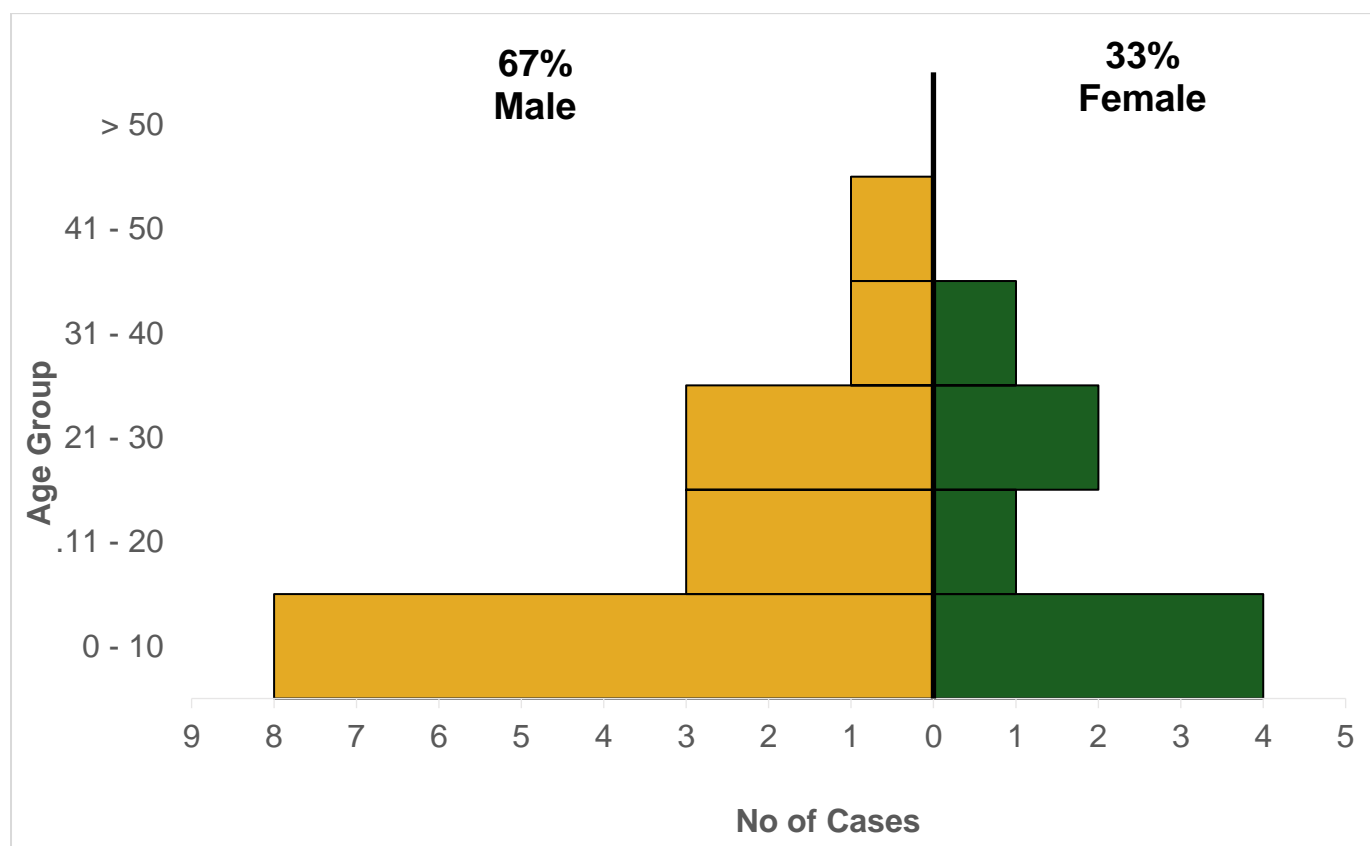
## Highlights

- In week 17-20, 2024, 87 new suspected cases were reported (compared with 131 cases reported in week 13-16, 2024) from twenty-one (21) States across 45 Local Government Areas.
- Thirteen (13) States have recorded at least one confirmed Mpox case across nineteen (19) Local Government Areas in 2024.
- **Four (4) confirmed cases in week 17-20**, compared with eight (8) confirmed cases reported in week 13-16, 2024.
- No death was recorded in week 17-20
- Since the re-emergence of Mpox in September 2017, 4323 suspected cases have been reported from 36 States and FCT in the country. Of these 4323 suspected cases, 1110 (25.7%) were confirmed (with males predominantly affected) from 35 States and FCT. seventeen (17) deaths have been recorded since the re-emergence in 2017.
- The National Mpox multi-partner, multi-sectoral Technical Working Group (TWG) continues to coordinate the response activities at all levels.

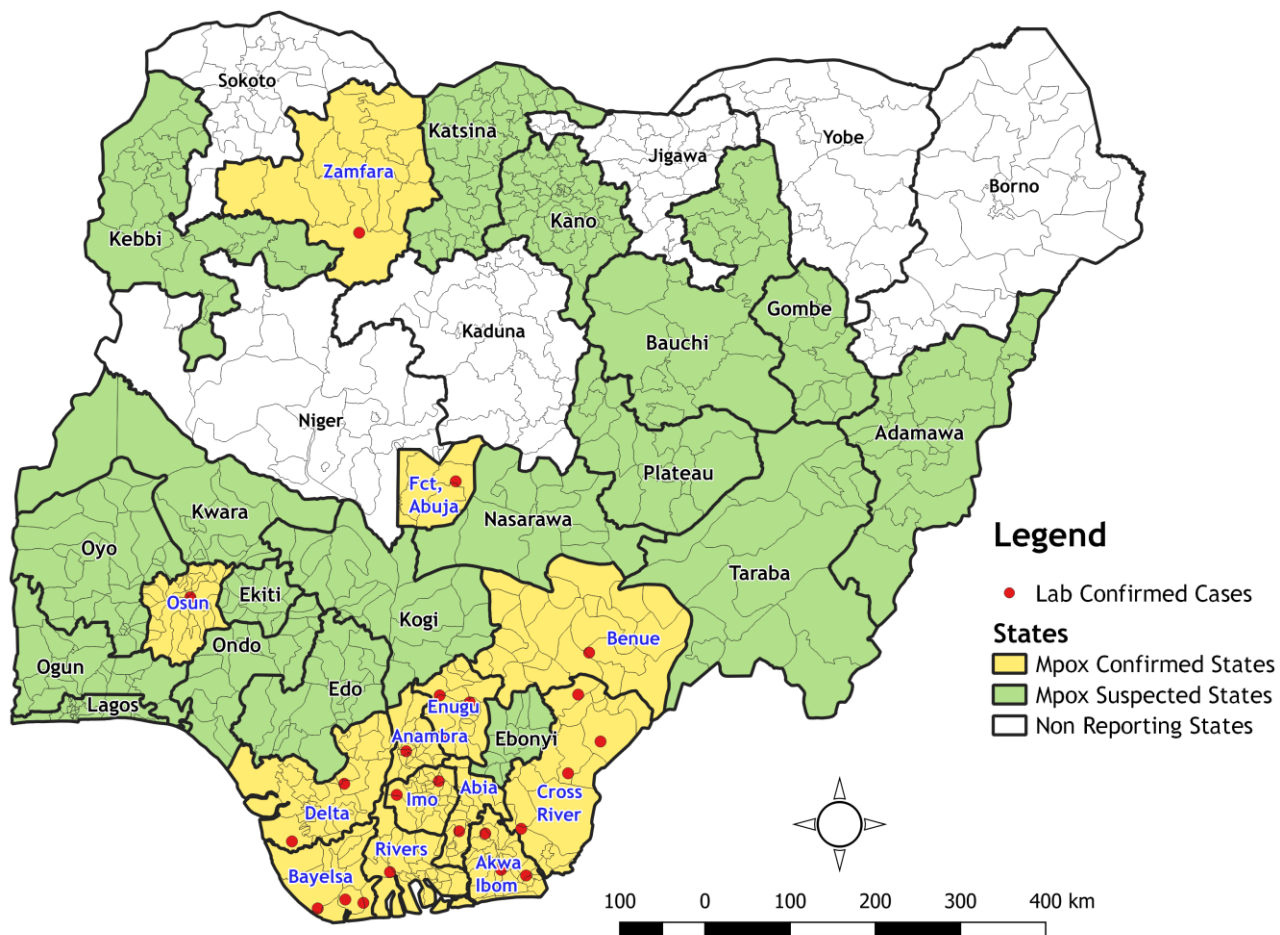




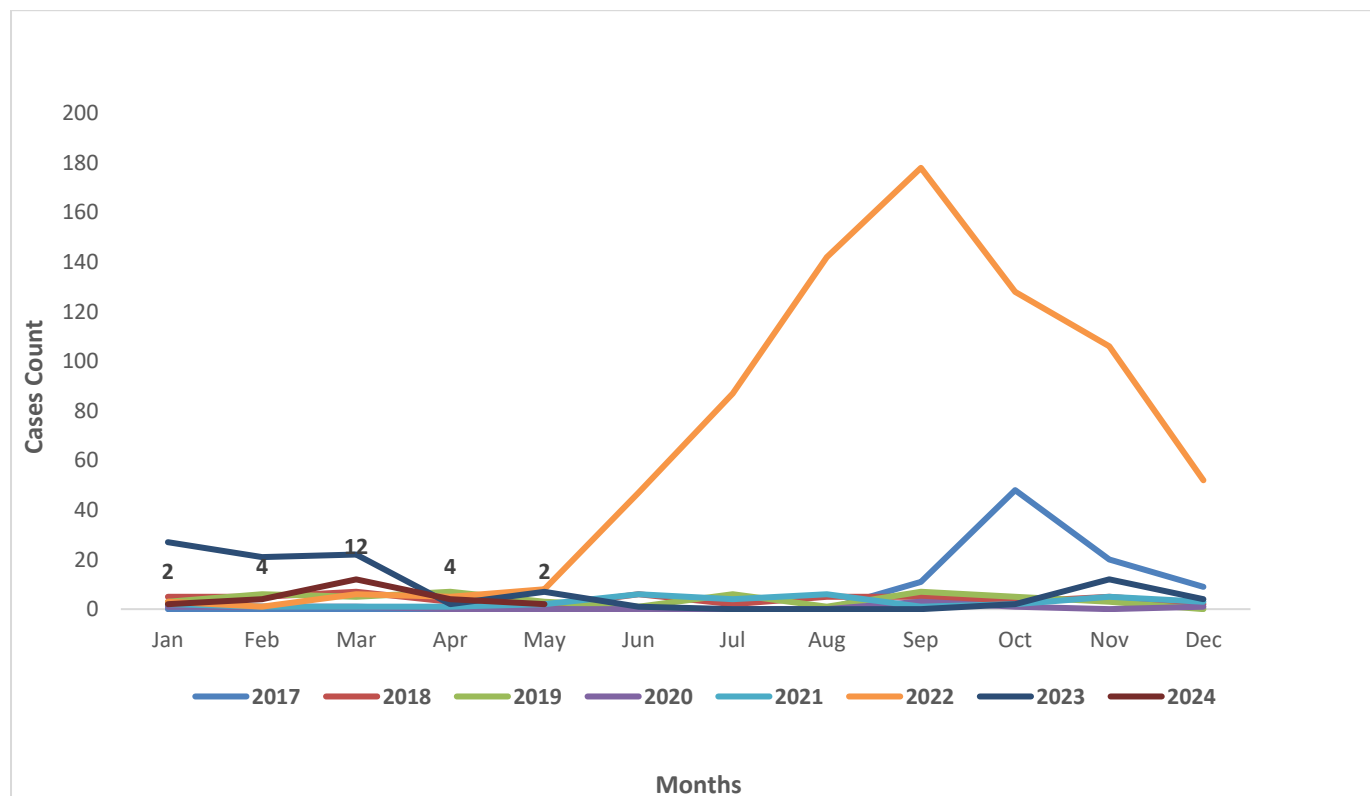
**Figure 1:** Epidemic curve of suspected and confirmed Mpox cases January 2024 till date.



**Figure 2:** Age and sex distribution of Nigeria confirmed monkeypox cases from January 2024 till date.



**Figure 3:** Map of Nigeria showing States with suspected and confirmed Mpox Cases from January 2024 till date.



**Figure 5:** Nigeria confirmed Mpox cases by the year of incidence- September 2017 to 19<sup>th</sup> May 2024.

**Table 1:** Summary statistics for annual Nigeria Mpox cases by reporting year, September 2017 – 19<sup>th</sup> May 2024

Reporting year	Suspected cases	Confirmed cases	Deaths (Confirmed cases)	Case Fatality Ratio (CFR)	States Affected (Confirmed cases)	LGAs Affected (Confirmed cases)
2024	506	24	0	0.0	12	19
2023	1182	98	2	2.0	25 + FCT	65
2022	2123	762	7	0.9	34 + FCT	238
2021	98	34	0	0.0	8 + FCT	25
2020	35	8	0	0.0	5	7
2019	65	47	1	2.1	11	26
2018	116	49	1	2.0	13	25
2017	198	88	6	6.8	14 + FCT	33

**Table 2:** Age distribution of cumulative number of confirmed Mpox cases September 2017 – 19<sup>th</sup> May 2024

Age Group	2017	2018	2019	2020	2021	2022	2023	2024	Total
0-10 Years	7	5	1	0	1	125	21	12	172
11-20 Years	12	4	1	0	4	123	8	4	156
21-30 Years	34	13	13	4	10	187	24	3	288
31- 40 Years	26	17	22	4	13	205	21	4	312
41-50 Years	9	10	9	0	5	89	17	1	140
> 50 Years	0	0	1	0	1	33	7	0	42
Total	88	49	47	8	34	762	98	24	1110

**Table 3:** Nigeria confirmed Mpox cases by State, September 2017 – 19<sup>th</sup> May 2024

S/N	State	2017	2018	2019	2020	2021	2022	2023	2024	Total
1	Lagos	4	1	15	4	6	188	27	0	245
2	Rivers	25	14	7	1	5	37	4	2	95
3	Bayelsa	19	11	7	0	6	45	2	3	93
4	Abia	1	2	0	0	0	58	6	1	68
5	Delta	3	6	10	1	9	31	3	2	65
6	Imo	5	2	1	0	0	45	5	1	59
7	Ogun	0	0	0	0	1	40	17	0	58
8	Ondo	0	0	0	0	0	40	2	0	42
9	Edo	4	1	1	0	4	27	4	0	41
10	FCT	5	0	0	0	1	25	4	1	36
11	Anambra	0	1	1	0	0	25	0	1	28
12	Cross River	9	3	1	0	1	12	1	4	31
13	Kwara	0	0	0	0	0	21	0	0	21
14	Plateau	0	2	0	1	0	16	0	0	19
15	Akwa Ibom	6	0	1	0	0	12	4	3	26
16	Nasarawa	1	1	0	0	0	17	1	0	20
17	Adamawa	0	0	0	0	0	16	0	0	16
18	Oyo	1	3	2	0	0	10	1	0	17
19	Kaduna	0	0	0	0	0	15	2	0	17
20	Ebonyi	0	0	0	1	0	12	1	0	14
21	Benue	2	0	0	0	0	10	0	1	13
22	Borno	0	0	0	0	0	11	2	0	13
23	Enugu	1	2	1	0	0	4	4	3	15
24	Katsina	0	0	0	0	0	8	1	0	9
25	Taraba	0	0	0	0	0	7	0	0	7

...PROTECTING THE HEALTH OF NIGERIANS



26	Kano	0	0	0	0	0	7	0	0	7
27	Gombe	0	0	0	0	0	6	0	0	6
28	Kogi	0	0	0	0	0	5	2	0	7
29	Osun	0	0	0	0	0	5	1	1	7
30	Ekiti	2	0	0	0	0	1	1	0	4
31	Niger	0	0	0	0	1	1	1	0	3
32	Kebbi	0	0	0	0	0	2	1	0	3
33	Bauchi	0	0	0	0	0	1	0	0	1
34	Zamfara	0	0	0	0	0	1	0	1	2
35	Yobe	0	0	0	0	0	1	0	0	1
36	Jigawa	0	0	0	0	0	0	1	0	1
	<b>Grand Total</b>	<b>88</b>	<b>49</b>	<b>47</b>	<b>8</b>	<b>34</b>	<b>762</b>	<b>98</b>	<b>24</b>	<b>1110</b>

## Notes on this report.

### **Data Source**

Information for this disease was case-based data retrieved from the National Mpox Emergency Operations Centre.

### **Case definitions**

#### *Suspected case*

- An acute illness with fever  $>38.3^{\circ}\text{C}$ , intense headache, lymphadenopathy, back pain, myalgia, and intense asthenia followed one to three days later by a progressively developing rash often beginning on the face (most dense) and then spreading elsewhere on the body, including soles of feet and palms of the hand.

#### *Probable case*

- A case that meets the clinical case definition is not laboratory-confirmed but has an epidemiological link to a confirmed case.

#### *Confirmed case.*

- A clinically compatible case that is laboratory confirmed

#### *Contact*

- Any person who has been in direct or indirect contact with a confirmed case since the onset of symptoms, i.e., contact with skin lesions, oral secretions, urine, faeces, vomitus, blood, sexual contact, sharing a common space (anyone who has been in proximity with or without physical contact with a confirmed case)

#### *Calculations*

- Case Fatality Rate (CFR) for this disease is reported for confirmed cases only.