



SITUATION REPORT

Nigeria Centre For Disease Control and Prevention (NCDC)

NCDC.GOV.NG

PLOT 800 EBITU UKIWE STREET, JABI ABUJA, NIGERIA TOLL FREE CALL: 6232 E:info@ncdc.gov.ng

@NCDCgov   

TITLE:	UPDATE ON MPOX (MPX) IN NIGERIA
SERIAL NUMBER:	7
EPI-WEEK:	25-28
DATE:	July 14, 2024

Table 1 – Key Indicators

Reporting Year	Reporting week	Suspected cases	Confirmed cases	Deaths (Confirmed cases)	Case Fatality Rate %(CFR)	States Affected (Confirmed cases)	LGAs Affected (Confirmed cases)
2024 Current	Week 25-28	102	7	0	0	5	7
2024 Cumulative	Week 1-28	733	37	0	0	19	30
2023 Cumulative	Week 52	1182	98	2	2	25 +FCT	65

Highlights

- In week 25-28, 2024, 102 new suspected cases, compared with 115 cases reported in week 21-24, 2024. These were reported from eighteen (18) States across 47 Local Government Areas.
- Since week 1 of 2024, nineteen (19) States have recorded at least one confirmed Mpox case across thirty (30) Local Government Areas.
- Seven (7) confirmed cases were reported in week 25-28, 2024, compared with six (6) confirmed cases reported in week 21-24, 2024.
- No mpox-associated death has been reported in 2024
- Since September 2017, 4540 suspected cases have been reported from 36 States and FCT in the country. Of these 4540 suspected cases, 1123 (24.7%) were confirmed (with males predominantly affected) from 35 States and FCT. seventeen (17) deaths have been recorded since the re-emergence in 2017.
- The National Mpox multi-partner, multi-sectoral Technical Working Group (TWG) continues to coordinate mpox activities.



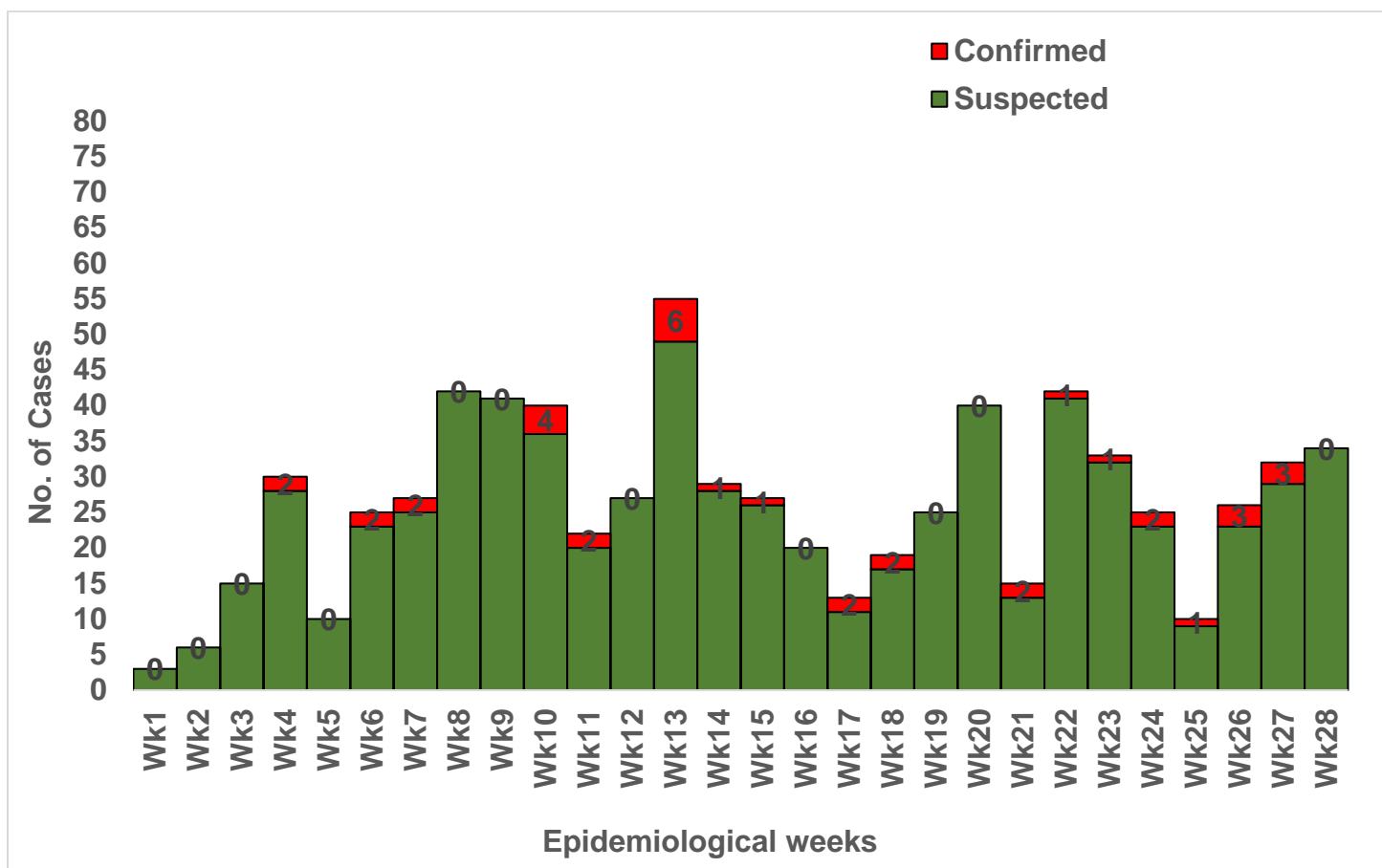


Figure 1: Epidemic curve of suspected and confirmed Mpox cases from January 2024 till date.

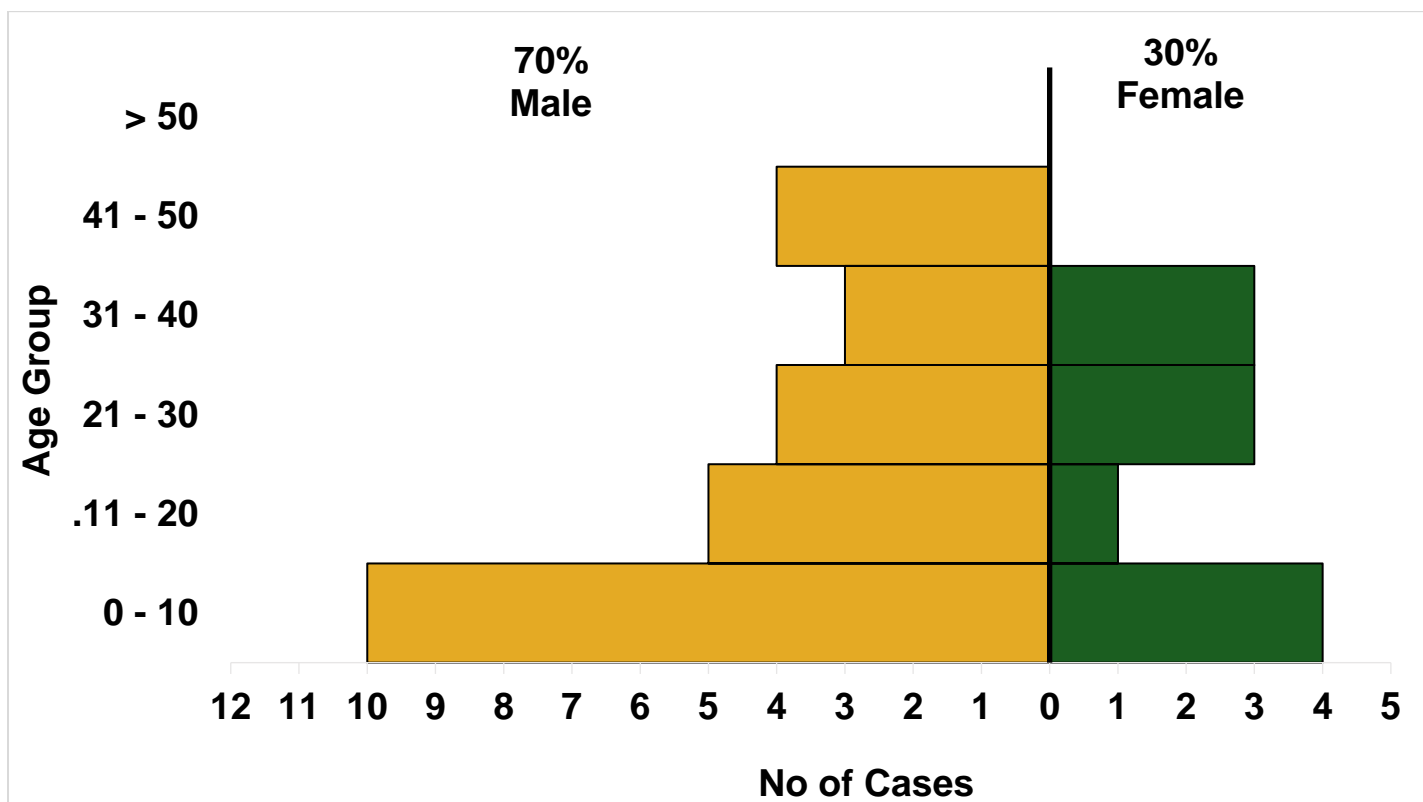


Figure 2: Age and sex distribution of Nigeria confirmed monkeypox cases from January 2024 till date.

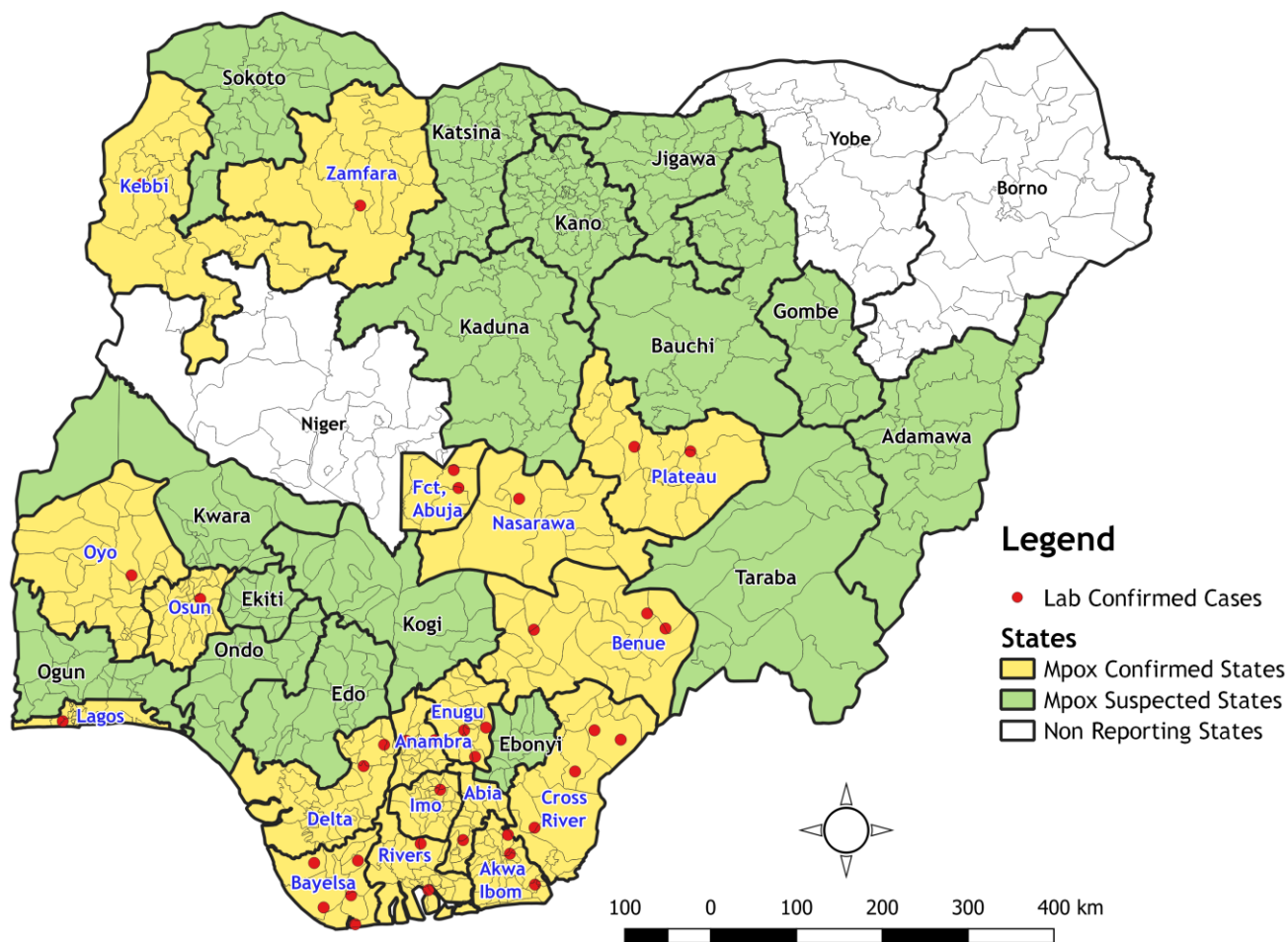


Figure 3: Map of Nigeria showing States with suspected and confirmed Mpox Cases from January 2024 till date.

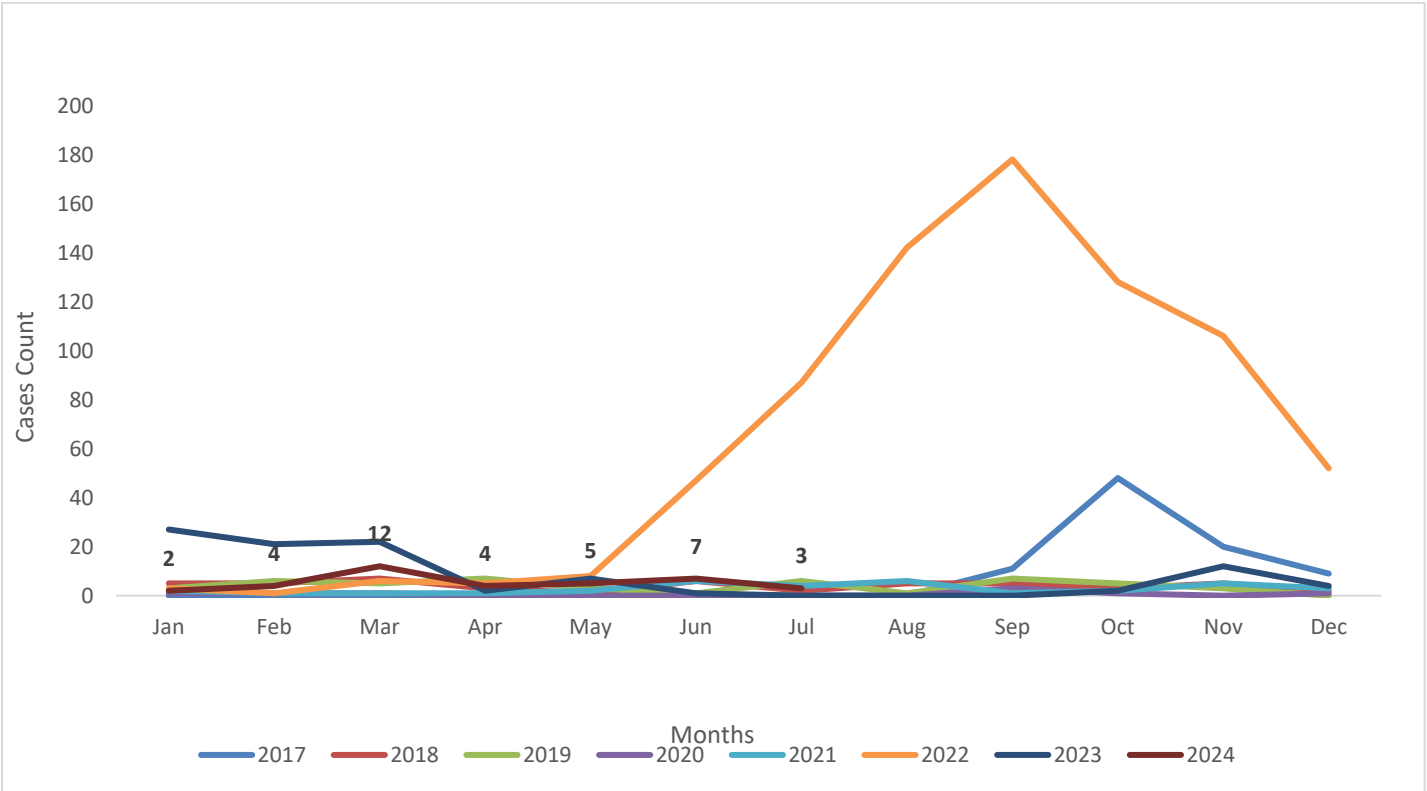


Figure 5: Nigeria confirmed Mpox cases by the year of incidence- September 2017 to 14th July 2024.

Table 1: Summary statistics for annual Nigeria Mpox cases by reporting year, September 2017 – 14th July 2024

Reporting year	Suspected cases	Confirmed cases	Deaths (Confirmed cases)	Case Fatality Ratio (CFR)	States Affected (Confirmed cases)	LGAs Affected (Confirmed cases)
2024	733	37	0	0.0	19	30
2023	1182	98	2	2.0	25 + FCT	65
2022	2123	762	7	0.9	34 + FCT	238
2021	98	34	0	0.0	8 + FCT	25
2020	35	8	0	0.0	5	7
2019	65	47	1	2.1	11	26
2018	116	49	1	2.0	13	25
2017	198	88	6	6.8	14 + FCT	33

Table 2: Age distribution of cumulative number of confirmed Mpox cases September 2017 – 14th July 2024

Age Group	2017	2018	2019	2020	2021	2022	2023	2024	Total
0-10 Years	7	5	1	0	1	125	21	14	174
11-20 Years	12	4	1	0	4	123	8	6	158
21-30 Years	34	13	13	4	10	187	24	5	290
31- 40 Years	26	17	22	4	13	205	21	8	316
41-50 Years	9	10	9	0	5	89	17	4	143
> 50 Years	0	0	1	0	1	33	7	0	42
Total	88	49	47	8	34	762	98	37	1123

Table 3: Nigeria confirmed Mpox cases by State, September 2017 – 14th July 2024

S/N	State	2017	2018	2019	2020	2021	2022	2023	2024	Total
1	Lagos	4	1	15	4	6	188	27	1	246
2	Rivers	25	14	7	1	5	37	4	2	95
3	Bayelsa	19	11	7	0	6	45	2	5	95
4	Abia	1	2	0	0	0	58	6	1	68
5	Delta	3	6	10	1	9	31	3	2	65
6	Imo	5	2	1	0	0	45	5	1	59
7	Ogun	0	0	0	0	1	40	17	0	58
8	Ondo	0	0	0	0	0	40	2	0	42
9	Edo	4	1	1	0	4	27	4	0	41
10	FCT	5	0	0	0	1	25	4	2	37
11	Anambra	0	1	1	0	0	25	0	2	29
12	Cross River	9	3	1	0	1	12	1	4	31
13	Kwara	0	0	0	0	0	21	0	0	21
14	Plateau	0	2	0	1	0	16	0	2	21
15	Akwa Ibom	6	0	1	0	0	12	4	3	26
16	Nasarawa	1	1	0	0	0	17	1	1	21
17	Adamawa	0	0	0	0	0	16	0	0	16
18	Oyo	1	3	2	0	0	10	1	1	18
19	Kaduna	0	0	0	0	0	15	2	1	18
20	Ebonyi	0	0	0	1	0	12	1	0	14
21	Benue	2	0	0	0	0	10	0	3	15
22	Borno	0	0	0	0	0	11	2	0	13
23	Enugu	1	2	1	0	0	4	4	3	15
24	Katsina	0	0	0	0	0	8	1	0	9
25	Taraba	0	0	0	0	0	7	0	0	7

26	Kano	0	0	0	0	0	7	0	0	7
27	Gombe	0	0	0	0	0	6	0	0	6
28	Kogi	0	0	0	0	0	5	2	0	7
29	Osun	0	0	0	0	0	5	1	1	7
30	Ekiti	2	0	0	0	0	1	1	0	4
31	Niger	0	0	0	0	1	1	1	0	3
32	Kebbi	0	0	0	0	0	2	1	1	4
33	Bauchi	0	0	0	0	0	1	0	0	1
34	Zamfara	0	0	0	0	0	1	0	1	2
35	Yobe	0	0	0	0	0	1	0	0	1
36	Jigawa	0	0	0	0	0	0	1	0	1
	Grand Total	88	49	47	8	34	762	98	37	1123

Notes on this report.

Data Source

Information for this disease was case-based data retrieved from the National Mpox Emergency Operations Centre.

Case definitions

Suspected case

- An acute illness with fever $>38.3^{\circ}\text{C}$, intense headache, lymphadenopathy, back pain, myalgia, and intense asthenia followed one to three days later by a progressively developing rash often beginning on the face (most dense) and then spreading elsewhere on the body, including soles of feet and palms of the hand.

Probable case

- A case that meets the clinical case definition is not laboratory-confirmed but has an epidemiological link to a confirmed case.

Confirmed case.

- A clinically compatible case that is laboratory confirmed

Contact

- Any person who has been in direct or indirect contact with a confirmed case since the onset of symptoms, i.e., contact with skin lesions, oral secretions, urine, faeces, vomitus, blood, sexual contact, sharing a common space (anyone who has been in proximity with or without physical contact with a confirmed case)

Calculations

- Case Fatality Rate (CFR) for this disease is reported for confirmed cases only.